


















































































Team			Participant	Day 1 Pole		Day 2 Rod		Day 1 Pole		Day 2 Rod		Ranking	Total score Participant	Total weight Participant
				Sector	No.	Sector	No.	Weight	Score	Weight	Score			
England National Team		P059	Dave Stockton	E	4	B	17	11865	1	23335	1	1	2	35200
England South West Region		P072	Martin Barratt	B	20	D	10	12940	2	5660	2	2	4	18600
Ireland National Team		P107	Donncha Maguire	D	11	D	14	11370	3	6080	1	3	4	17450
Belgium National Team		P080	Vanderlinden Wesley	A	6	C	17	12045	1	4900	4	4	5	16945
Ireland National Team		P109	Niall McKitterick	C	15	A	20	15420	5	19290	1	5	6	34710
Belgium Oost Vlaanderen		P083	Decoster Ingace	A	12	B	2	8840	5	15495	2	6	7	24335
England National Team		P056	Graeme Aggar (Capt)	C	20	E	7	14115	6	9280	1	7	7	23395
England West Midlands Region		P069	Bill Rutherford	D	4	C	3	8355	6	9665	3	8	9	18020
Belgium Oost Vlaanderen		P082	Labie Andy	B	18	E	22	12685	3	4660	6	9	9	17345
Germany National Team		P034	Franz Tischler	E	16	E	15	10285	6	5870	3	10	9	16155
Ireland Belgium Mix Team		P111	Peter O Connor (Capt)	E	7	D	23	10495	4	2400	5	11	9	12895
Germany Team 2		P045	Stefan Helmstedt	B	16	D	18	13140	1	1340	8,5	12	9,5	14480
Ireland National Team		P110	Barry Roche	E	1	B	1	10295	5	11530	5	13	10	21825
Netherlands Gelderland		P026	Willy Hagen (Capt)	A	4	B	4	9570	4	11345	6	14	10	20915
Ireland Belgium Mix Team		P112	Joe Kiernan	C	24	C	1	9695	11	13840	1	15	12	23535
Germany Team 1		P036	Andreas Kreuz (Capt)	E	11	A	6	9040	8	9530	4	16	12	18570
England South West Region		P073	Wayne Elliott	D	9	A	2	7090	7	8875	5	17	12	15965
England South East Region		P063	Mick Dossena	E	6	C	10	9430	7	4525	5	18	12	13955
Netherlands National Team		P004	Hans Snels	A	1	E	16	6460	7	4825	5	19	12	11285
England National Team		P057	Ian Jones	D	2	D	8	19605	1	1095	12	20	13	20700
Netherlands Groningen		P011	Nanno Kamst (Capt)	D	17	B	20	10320	4	9065	9	21	13	19385
Netherlands Twente		P009	Patrick Achterhoek	C	7	C	15	15905	3	3040	10	22	13	18945
Netherlands Twente		P006	Jan Galgenbeld (Capt)	D	1	D	24	15800	2	1120	11	23	13	16920
Hungarian National Team		P095	Kálmán dr. Furkó	D	24	E	6	9400	5	2660	8	24	13	12060
England South West Region		P074	Stu Burdekin	C	13	C	19	21835	2	2315	13	25	15	24150
Hungaria Colmic Police		P105	Endre Tóth-Kovács	D	13	A	5	5740	12	10210	3	26	15	15950
Netherlands Gelderland		P029	Marcel Rutten	B	5	D	3	7640	9	2295	6	27	15	9935






























Team		Participant	Day 1 Pole		Day 2 Rod		Day 1 Pole		Day 2 Rod		Ranking	Total score Participant	Total weight Participant
			Sector No.	Sector No.	Weight Score	Weight Score	Weight Score	Weight Score					
Germany Team 3		P048 Achim Sommer	A 8	B 8	6090 8	9290 8	28	16	15380				
Netherlands Groningen		P013 Gerrit Meulenbelt	E 5	A 22	10590 3	4400 13	29	16	14990				
Hungaria Colmic Police		P103 Gyula Ferentzi	B 7	C 23	7430 10	4215 6	30	16	11645				
England West Midlands Region		P067 Andy Cleaver	B 22	E 21	9970 4	1335 12	31	16	11305				
Germany Italy Team Mix		P051 Harald Seifert (Capt)	A 18	A 11	3220 15	11185 2	32	17	14405				
Germany Team 2		P043 Sascha Krüger	A 24	C 14	10400 3	1640 14	33	17	12040				
Italian National Team		P116 Fantini Ezio (capt) (154)	E 18	C 4	8105 9	3615 8	34	17	11720				
England South West Region		P075 Bill Hanson	E 12	B 13	11095 2	5910 16	35	18	17005				
Germany Italy Team Mix		P053 Fritz Emonts	B 6	C 2	3815 16	11925 2	36	18	15740				
Germany Team 1		P037 Michael Kreutz	A 9	C 7	10740 2	1310 17	37	19	12050				
Netherlands Groningen		P012 Henk van der Linde	A 15	E 24	2715 17	7680 2	38	19	10395				
Germany Team 3		P049 Ralf Rosarius	C 6	D 21	5595 16	4260 3	39	19	9855				
Belgium Oost Vlaanderen		P084 Wierinck Antoine	D 10	A 16	6235 9	6425 11	40	20	12660				
Germany Team 1		P039 Andre Herzhauser	D 15	E 1	5710 13	4145 7	41	20	9855				
Hungarian National Team		P093 Rajmund Donkó	C 14	A 10	8665 14	8305 7	42	21	16970				
Hungarian National Team		P092 Béla Horváth	B 10	B 9	7180 11	8460 10	43	21	15640				
Ireland National Team		P108 Ernie Henderson	B 3	E 14	8260 8	1320 13	44	21	9580				
Germany National Team		P035 Martin Witte	A 13	C 9	4735 12	3495 9	45	21	8230				
Hungarian National Team		P091 Sandor Lakatos (Capt)	A 20	C 8	3235 14	4030 7	46	21	7265				
Germany National Team		P032 Andreas Dobritz	B 11	D 20	3640 17	2420 4	47	21	6060				
Hungarian National Team		P094 Károly Tímár	E 9	D 12	7130 12	1240 10	48	22	8370				
Belgium Antwerpen Limburg		P087 Jacobs Patrick	A 10	E 10	5215 11	1365 11	49	22	6580				
Belgium National Team		P077 Vanfleteren Danny	D 23	B 21	6855 8	6965 15	50	23	13820				
Netherlands Gelderland		P028 Erik Derksen / Henk van Weert	C 5	A 19	23720 1	1320 23	XXX	24	25040				
Belgium Oost Vlaanderen		P085 Brondeel Rohnny	E 13	D 6	7560 11	1090 13	51	24	8650				
Netherlands Friesland		P024 Frans Bolier	E 8	B 6	4060 18	11275 7	52	25	15335				
Germany Team 1		P040 Günther Kloske	B 4	B 5	2135 22	13130 3	53	25	15265				















Team		Participant	Day 1 Pole		Day 2 Rod		Day 1 Pole		Day 2 Rod		Ranking	Total score Participant	Total weight Participant
			Sector No.	Sector No.	Weight Score	Weight Score	Weight Score	Weight Score					
Netherlands Friesland		P022 Taco Swan	C 1	A 23	4440 19	8785 6	54	25	13225				
Germany Team 3		P047 Andreas Arendt	E 2	A 13	7035 13	5510 12	55	25	12545				
Germany Team 3		P046 Volker Schulze (Capt)	B 21	C 20	9420 6	545 19	56	25	9965				
Hungaria Fejer-Pentele		P098 Tibor Nagy	C 22	E 23	4055 21	5390 4	57	25	9445				
Italian National Team		P118 Guido Ghisalbetti	A 21	D 7	7130 6	265 19	58	25	7395				
Netherlands Utrecht		P018 Daan de Grootd	A 2	C 6	4675 13	2385 12	59	25	7060				
Italian National Team		P119 Rossano Beccati	B 23	A 9	3515 18	7075 8	60	26	10590				
Hungaria Fejer-Pentele		P100 Roland Kovács	A 3	A 1	2840 16	6480 10	61	26	9320				
Belgium Antwerpen Limburg		P088 Wouters Kris	E 17	C 13	7700 10	1525 16	62	26	9225				
Belgium Oost Vlaanderen		P081 Haelterman Marc (Capt)	C 16	C 22	15460 4	395 23	63	27	15855				
England West Midlands Region		P066 Dick Tranter (Capt)	C 9	A 7	12475 7	1755 20	64	27	14230				
Germany National Team		P031 Ludwig Fröschl (Capt)	C 12	A 17	11740 8	1885 19	65	27	13625				
Ireland Belgium Mix Team		P114 Brian O Raw	A 19	B 16	660 23	12585 4	66	27	13245				
Germany Team 2		P042 Uwe Lohrengel	D 19	B 7	5050 15	7180 12	67	27	12230				
Belgium National Team		P076 Daems Gustaaf (Capt)	C 4	D 9	11410 9	270 18	68	27	11680				
Netherlands Groningen		P014 Jan Steenhuis	C 23	D 15	9400 12	660 15	69	27	10060				
Netherlands Twente		P008 Harrie Achterhoek	A 23	E 17	1460 18	2575 9	70	27	4035				
Hungaria Colmic Police		P101 Tamás Pregon (Capt)	A 11	D 13	1330 19	1340 8,5	71	27,5	2670				
Hungaria Colmic Police		P102 Imre Kóródi	C 11	E 11	11260 10	955 18	72	28	12215				
Belgium Antwerpen Limburg		P089 Wouters Eddy	B 2	A 12	9350 7	1550 21	73	28	10900				
Ireland Belgium Mix Team		P113 Eric Fagan	B 1	A 14	9580 5	950 24	74	29	10530				
Netherlands National Team		P002 Chris v Trierum	C 21	D 11	6395 15	1000 14	75	29	7395				
Netherlands Gelderland		P027 Bas Boersma	E 24	C 24	6020 15	1575 15	76	30	7595				
England West Midlands Region		P070 Dave C Smith	E 15	D 2	2835 23	1640 7	77	30	4475				
Netherlands Twente		P007 Piet Battjes	B 9	B 10	2770 21	7590 11	78	32	10360				
Netherlands National Team		P001 Roy Witte (Capt)	B 15	A 4	1540 23	6890 9	79	32	8430				
England National Team		P060 Mark Blackburn	A 7	C 18	5250 10	455 22	80	32	5705				



Team		Participant	Day 1 Pole		Day 2 Rod		Day 1 Pole		Day 2 Rod		Ranking	Total score Participant	Total weight Participant
			Sector No.	Sector No.	Weight Score	Weight Score	Weight Score	Weight Score					
Germany National Team		P033 Michael Schuster	D 8	B 12	3540 19	7095 14	81	33	10635				
Netherlands Utrecht		P017 Bert van Plateringen	C 17	D 4	9360 13	225 20	82	33	9585				
Netherlands Twente		P010 Henk Kuipers	E 21	A 24	5640 16	3255 17	83	33	8895				
Ireland Belgium Mix Team		P115 Hugo Vercaemmen (121)	D 3	E 2	6060 10	160 23	84	33	6220				
Italian National Team		P120 Vito Benvenuti	D 21	E 3	3865 18	1145 15	85	33	5010				
Netherlands Groningen		P015 Roelof Habing	B 13	C 11	4420 13	515 20	86	33	4935				
Germany Team 3		P050 Bodo Gerke	D 12	E 9	905 23	1655 10	87	33	2560				
Belgium Antwerpen Limburg		P086 Leduc Mathieu (capt)	D 22	D 22	4585 17	600 16,5	88	33,5	5185				
Netherlands Utrecht		P020 Willem Wegerif	D 16	B 22	2060 21	7105 13	89	34	9165				
Germany Italy Team Mix		P052 Christian Spangenberg	D 6	B 18	5750 11	2290 23	90	34	8040				
Netherlands Friesland		P025 Rene Warners	B 14	E 19	6875 12	235 22	91	34	7110				
Germany Team 2		P041 Jan-Karsten Hiller (Capt)	C 3	E 20	4485 18	1115 16	92	34	5600				
Netherlands Friesland		P023 Arjan Klontje	A 22	C 16	5570 9	0 25	93	34	5570				
Belgium National Team		P079 Wouters Ludo	B 12	E 13	4105 14	410 20	94	34	4515				
Netherlands Utrecht		P019 Rob van de Brink	E 20	A 15	3240 19	3475 16	95	35	6715				
England National Team		P058 John Eldred	B 8	A 8	2775 20	3590 15	96	35	6365				
Hungaria Fejer-Pentele		P097 János Körmendi	D 5	C 12	5230 14	475 21	97	35	5705				
England South East Region		P064 Ivan Allison	A 14	A 21	785 21	3895 14	98	35	4680				
Netherlands National Team		P003 Arie van Bree	E 22	C 5	535 24	2945 11	99	35	3480				
England South East Region		P065 Dave Ringwood	D 7	B 15	4825 16	3845 20	100	36	8670				
Belgium National Team		P078 Gilissen Jean Pierre	E 3	A 3	6575 14	1500 22	101	36	8075				
England South East Region		P062 Kenn Atkins	C 19	E 18	3925 22	1305 14	102	36	5230				
Hungaria Fejer-Pentele		P099 Krisztián Szakács	B 24	D 17	3905 15	30 22,5	103	37,5	3935				
Netherlands Utrecht		P016 Karel van Engelenhoven (Capt)	B 19	E 4	2970 19	650 19	104	38	3620				
Ireland National Team		P106 Eamonn Bracken (Capt)	A 16	C 21	1120 20	825 18	105	38	1945				
Netherlands Friesland		P021 Willem Draaijer (Capt)	D 18	D 19	1720 22	600 16,5	106	38,5	2320				
Hungaria Colmic Police		P104 Ferenc Karádi	E 19	B 24	2920 22	5795 17	107	39	8715				



Team		Participant	Day 1 Pole		Day 2 Rod		Day 1 Pole		Day 2 Rod		Ranking	Total score Participant	Total weight Participant
			Sector	No.	Sector	No.	Weight	Score	Weight	Score			
Hungaria Fejer-Pentele		P096 László Tomkovics (Capt)	E	23	B	14	4640	17	2715	22	108	39	7355
Germany Team 2		P044 Philipp Heitmüller	E	14	A	18	2925	21	2485	18	109	39	5410
Germany Team 1		P038 Philipp Arnold	C	2	D	5	4540	17	30	22,5	110	39,5	4570
Germany Italy Team Mix		P054 Jan ter Haar	C	8	D	1	4180	20	175	21	111	41	4355
Netherlands Gelderland		P030 Joost Wareman	D	20	E	8	2605	20	280	21	112	41	2885
England South West Region		P071 Mic Hurst (Capt)	A	17	E	5	160	24	1005	17	113	41	1165
Italian National Team		P117 Claudio Bucci	C	18	B	23	3910	23	4625	19	114	42	8535
Netherlands National Team		P005 Richard Smit	D	14	B	11	470	24	5745	18	115	42	6215
England West Midlands Region		P068 Phil Croxford	A	5	B	19	740	22	3200	21	116	43	3940
Germany Italy Team Mix		P055 Fare' Paolo	E	10	E	12	2940	20	20	24	117	44	2960
Belgium Antwerpen Limburg		P090 Geudens Eddy	C	10	B	3	1845	24	1055	24	118	48	2900
England South East Region		P061 Fred Jackson (Capt)	B	17	D	16	540	24	10	24	119	48	550

