






























































































Team		Participant	Day 2		Weight	Score	Ranking
			Sector	No.			
England National Team		P059 Dave Stockton	B	17	23335	1	1
Ireland National Team		P109 Niall McKittrick	A	20	19290	1	2
Ireland Belgium Mix Team		P112 Joe Kiernan	C	1	13840	1	3
England National Team		P056 Graeme Aggar (Capt)	E	7	9280	1	4
Ireland National Team		P107 Donncha Maguire	D	14	6080	1	5
Belgium Oost Vlaanderen		P083 Decoster Ingace	B	2	15495	2	6
Germany Italy Team Mix		P053 Fritz Emonts	C	2	11925	2	7
Germany Italy Team Mix		P051 Harald Seifert (Capt)	A	11	11185	2	8
Netherlands Groningen		P012 Henk van der Linde	E	24	7680	2	9
England South West Region		P072 Martin Barratt	D	10	5660	2	10
Germany Team 1		P040 Günther Kloske	B	5	13130	3	11
Hungaria Colmic Police		P105 Endre Tóth-Kovács	A	5	10210	3	12
England West Midlands Region		P069 Bill Rutherford	C	3	9665	3	13
Germany National Team		P034 Franz Tischler	E	15	5870	3	14
Germany Team 3		P049 Ralf Rosarius	D	21	4260	3	15
Ireland Belgium Mix Team		P114 Brian O Raw	B	16	12585	4	16
Germany Team 1		P036 Andreas Kreutz (Capt)	A	6	9530	4	17
Hungaria Fejer-Pentele		P098 Tibor Nagy	E	23	5390	4	18
Belgium National Team		P080 Vanderlinden Wesley	C	17	4900	4	19
Germany National Team		P032 Andreas Dobritz	D	20	2420	4	20
Ireland National Team		P110 Barry Roche	B	1	11530	5	21
England South West Region		P073 Wayne Elliott	A	2	8875	5	22
Netherlands National Team		P004 Hans Snels	E	16	4825	5	23
England South East Region		P063 Mick Dossena	C	10	4525	5	24
Ireland Belgium Mix Team		P111 Peter O Connor (Capt)	D	23	2400	5	25
Netherlands Gelderland		P026 Willy Hagen (Capt)	B	4	11345	6	26
Netherlands Friesland		P022 Taco Swan	A	23	8785	6	27
Belgium Oost Vlaanderen		P082 Labie Andy	E	22	4660	6	28
Hungaria Colmic Police		P103 Gyula Ferentzi	C	23	4215	6	29
Netherlands Gelderland		P029 Marcel Rutten	D	3	2295	6	30
Netherlands Friesland		P024 Frans Bolier	B	6	11275	7	31






























Team			Participant	Day 2 Sector   No.			Weight	Score	Ranking
Hungarian National Team		P093	Rajmund Donkó	A	10		8305	7	32
Germany Team 1		P039	Andre Herzhauser	E	1		4145	7	33
Hungarian National Team		P091	Sandor Lakatos (Capt)	C	8		4030	7	34
England West Midlands Region		P070	Dave C Smith	D	2		1640	7	35
Germany Team 3		P048	Achim Sommer	B	8		9290	8	36
Italian National Team		P119	Rossano Beccati	A	9		7075	8	37
Italian National Team		P116	Fantini Ezio (capt) (154)	C	4		3615	8	38
Hungarian National Team		P095	Kálmán dr. Furkó	E	6		2660	8	39
Hungaria Colmic Police		P101	Tamás Pregun (Capt)	D	13		1340	8,5	40
Germany Team 2		P045	Stefan Helmstedt	D	18		1340	8,5	40
Netherlands Groningen		P011	Nanno Kamst (Capt)	B	20		9065	9	42
Netherlands National Team		P001	Roy Witte (Capt)	A	4		6890	9	43
Germany National Team		P035	Martin Witte	C	9		3495	9	44
Netherlands Twente		P008	Harrie Achterhoek	E	17		2575	9	45
Hungarian National Team		P092	Béla Horváth	B	9		8460	10	46
Hungaria Fejer-Pentele		P100	Roland Kovács	A	1		6480	10	47
Netherlands Twente		P009	Patrick Achterhoek	C	15		3040	10	48
Germany Team 3		P050	Bodo Gerke	E	9		1655	10	49
Hungarian National Team		P094	Károly Tímár	D	12		1240	10	50
Netherlands Twente		P007	Piet Battjes	B	10		7590	11	51
Belgium Oost Vlaanderen		P084	Wierinck Antoine	A	16		6425	11	52
Netherlands National Team		P003	Arie van Bree	C	5		2945	11	53
Belgium Antwerpen Limburg		P087	Jacobs Patrick	E	10		1365	11	54
Netherlands Twente		P006	Jan Galgenbeld (Capt)	D	24		1120	11	55
Germany Team 2		P042	Uwe Lohrengel	B	7		7180	12	56
Germany Team 3		P047	Andreas Arendt	A	13		5510	12	57
Netherlands Utrecht		P018	Daan de Groot	C	6		2385	12	58
England West Midlands Region		P067	Andy Cleaver	E	21		1335	12	59
England National Team		P057	Ian Jones	D	8		1095	12	60
Netherlands Utrecht		P020	Willem Wegerif	B	22		7105	13	61
Netherlands Groningen		P013	Gerrit Meulenbelt	A	22		4400	13	62



Team			Participant	Day 2 Sector   No.			Weight	Score	Ranking
England South West Region		P074	Stu Burdekin	C	19		2315	13	63
Ireland National Team		P108	Ernie Henderson	E	14		1320	13	64
Belgium Oost Vlaanderen		P085	Brondeel Rohnny	D	6		1090	13	65
Germany National Team		P033	Michael Schuster	B	12		7095	14	66
England South East Region		P064	Ivan Allison	A	21		3895	14	67
Germany Team 2		P043	Sascha Krüger	C	14		1640	14	68
England South East Region		P062	Kenn Atkins	E	18		1305	14	69
Netherlands National Team		P002	Chris v Trierum	D	11		1000	14	70
Belgium National Team		P077	Vanfleteren Danny	B	21		6965	15	71
England National Team		P058	John Eldred	A	8		3590	15	72
Netherlands Gelderland		P027	Bas Boersma	C	24		1575	15	73
Italian National Team		P120	Vito Benvenuti	E	3		1145	15	74
Netherlands Groningen		P014	Jan Steenhuis	D	15		660	15	75
England South West Region		P075	Bill Hanson	B	13		5910	16	76
Netherlands Utrecht		P019	Rob van de Brink	A	15		3475	16	77
Belgium Antwerpen Limburg		P088	Wouters Kris	C	13		1525	16	78
Germany Team 2		P041	Jan-Karsten Hiller (Capt)	E	20		1115	16	79
Netherlands Friesland		P021	Willem Draaijer (Capt)	D	19		600	16,5	80
Belgium Antwerpen Limburg		P086	Leduc Mathieu (capt)	D	22		600	16,5	80
Hungaria Colmic Police		P104	Ferenc Karádi	B	24		5795	17	82
Netherlands Twente		P010	Henk Kuipers	A	24		3255	17	83
Germany Team 1		P037	Michael Kreutz	C	7		1310	17	84
England South West Region		P071	Mic Hurst (Capt)	E	5		1005	17	85
Netherlands National Team		P005	Richard Smit	B	11		5745	18	86
Germany Team 2		P044	Philipp Heitmüller	A	18		2485	18	87
Hungaria Colmic Police		P102	Imre Kóródi	E	11		955	18	88
Ireland National Team		P106	Eamonn Bracken (Capt)	C	21		825	18	89
Belgium National Team		P076	Daems Gustaaf (Capt)	D	9		270	18	90
Italian National Team		P117	Claudio Bucci	B	23		4625	19	91
Germany National Team		P031	Ludwig Fröschl (Capt)	A	17		1885	19	92
Netherlands Utrecht		P016	Karel van Engelenhoven (Capt)	E	4		650	19	93



Team			Participant	Day 2 Sector   No.		Weight	Score	Ranking
Germany Team 3		P046	Volker Schulze (Capt)	C	20	545	19	94
Italian National Team		P118	Guido Ghisalberti	D	7	265	19	95
England South East Region		P065	Dave Ringwood	B	15	3845	20	96
England West Midlands Region		P066	Dick Tranter (Capt)	A	7	1755	20	97
Netherlands Groningen		P015	Roelof Habing	C	11	515	20	98
Belgium National Team		P079	Wouters Ludo	E	13	410	20	99
Netherlands Utrecht		P017	Bert van Plateringen	D	4	225	20	100
England West Midlands Region		P068	Phil Croxford	B	19	3200	21	101
Belgium Antwerpen Limburg		P089	Wouters Eddy	A	12	1550	21	102
Hungaria Fejer-Pentele		P097	János Körmendi	C	12	475	21	103
Netherlands Gelderland		P030	Joost Wareman	E	8	280	21	104
Germany Italy Team Mix		P054	Jan ter Haar	D	1	175	21	105
Hungaria Fejer-Pentele		P096	László Tomkovics (Capt)	B	14	2715	22	106
Belgium National Team		P078	Gilissen Jean Pierre	A	3	1500	22	107
England National Team		P060	Mark Blackburn	C	18	455	22	108
Netherlands Friesland		P025	Rene Warners	E	19	235	22	109
Germany Team 1		P038	Philipp Arnold	D	5	30	22,5	110
Hungaria Fejer-Pentele		P099	Krisztián Szakács	D	17	30	22,5	110
Germany Italy Team Mix		P052	Christian Spangenberg	B	18	2290	23	112
Netherlands Gelderland		P028	Erik Derksen / Henk van Weert	A	19	1320	23	113
Belgium Oost Vlaanderen		P081	Haelterman Marc (Capt)	C	22	395	23	114
Ireland Belgium Mix Team		P115	Hugo Vercaemmen (121)	E	2	160	23	115
Belgium Antwerpen Limburg		P090	Geudens Eddy	B	3	1055	24	116
Ireland Belgium Mix Team		P113	Eric Fagan	A	14	950	24	117
Germany Italy Team Mix		P055	Fare' Paolo	E	12	20	24	118
England South East Region		P061	Fred Jackson (Capt)	D	16	10	24	119
Netherlands Friesland		P023	Arjan Klontje	C	16	0	25	120

