






























































































Team		Participant	Day 2		Weight	Score	Ranking
			Sector	No.			
Hungaria Fejer-Pentele		P100	Roland Kovács	A	1	6480	10
England South West Region		P073	Wayne Elliott	A	2	8875	5
Belgium National Team		P078	Gilissen Jean Pierre	A	3	1500	22
Netherlands National Team		P001	Roy Witte (Capt)	A	4	6890	9
Hungaria Colmic Police		P105	Endre Tóth-Kovács	A	5	10210	3
Germany Team 1		P036	Andreas Kreutz (Capt)	A	6	9530	4
England West Midlands Region		P066	Dick Tranter (Capt)	A	7	1755	20
England National Team		P058	John Eldred	A	8	3590	15
Italian National Team		P119	Rossano Beccati	A	9	7075	8
Hungarian National Team		P093	Rajmund Donkó	A	10	8305	7
Germany Italy Team Mix		P051	Harald Seifert (Capt)	A	11	11185	2
Belgium Antwerpen Limburg		P089	Wouters Eddy	A	12	1550	21
Germany Team 3		P047	Andreas Arendt	A	13	5510	12
Ireland Belgium Mix Team		P113	Eric Fagan	A	14	950	24
Netherlands Utrecht		P019	Rob van de Brink	A	15	3475	16
Belgium Oost Vlaanderen		P084	Wierinck Antoine	A	16	6425	11
Germany National Team		P031	Ludwig Fröschl (Capt)	A	17	1885	19
Germany Team 2		P044	Philipp Heitmüller	A	18	2485	18
Netherlands Gelderland		P028	Erik Derksen / Henk van Weert	A	19	1320	23
Ireland National Team		P109	Niall McKitterick	A	20	19290	1
England South East Region		P064	Ivan Allison	A	21	3895	14
Netherlands Groningen		P013	Gerrit Meulenbelt	A	22	4400	13
Netherlands Friesland		P022	Taco Swan	A	23	8785	6
Netherlands Twente		P010	Henk Kuipers	A	24	3255	17
Ireland National Team		P110	Barry Roche	B	1	11530	5
Belgium Oost Vlaanderen		P083	Decoster Ingace	B	2	15495	2
Belgium Antwerpen Limburg		P090	Geudens Eddy	B	3	1055	24
Netherlands Gelderland		P026	Willy Hagen (Capt)	B	4	11345	6
Germany Team 1		P040	Günther Kloske	B	5	13130	3
Netherlands Friesland		P024	Frans Bolier	B	6	11275	7
Germany Team 2		P042	Uwe Lohrengel	B	7	7180	12












Team			Participant	Day 2 Sector No.		Weight	Score	Ranking
Germany Team 3		P048	Achim Sommer	B	8	9290	8	
Hungarian National Team		P092	Béla Horváth	B	9	8460	10	
Netherlands Twente		P007	Piet Battjes	B	10	7590	11	
Netherlands National Team		P005	Richard Smit	B	11	5745	18	
Germany National Team		P033	Michael Schuster	B	12	7095	14	
England South West Region		P075	Bill Hanson	B	13	5910	16	
Hungaria Fejer-Pentele		P096	László Tomkovics (Capt)	B	14	2715	22	
England South East Region		P065	Dave Ringwood	B	15	3845	20	
Ireland Belgium Mix Team		P114	Brian O Raw	B	16	12585	4	
England National Team		P059	Dave Stockton	B	17	23335	1	
Germany Italy Team Mix		P052	Christian Spangenberg	B	18	2290	23	
England West Midlands Region		P068	Phil Croxford	B	19	3200	21	
Netherlands Groningen		P011	Nanno Kamst (Capt)	B	20	9065	9	
Belgium National Team		P077	Vanfleteren Danny	B	21	6965	15	
Netherlands Utrecht		P020	Willem Wegerif	B	22	7105	13	
Italian National Team		P117	Claudio Bucci	B	23	4625	19	
Hungaria Colmic Police		P104	Ferenc Karádi	B	24	5795	17	
Ireland Belgium Mix Team		P112	Joe Kiernan	C	1	13840	1	
Germany Italy Team Mix		P053	Fritz Emonts	C	2	11925	2	
England West Midlands Region		P069	Bill Rutherford	C	3	9665	3	
Italian National Team		P116	Fantini Ezio (capt) (154)	C	4	3615	8	
Netherlands National Team		P003	Arie van Bree	C	5	2945	11	
Netherlands Utrecht		P018	Daan de Grootd	C	6	2385	12	
Germany Team 1		P037	Michael Kreutz	C	7	1310	17	
Hungarian National Team		P091	Sandor Lakatos (Capt)	C	8	4030	7	
Germany National Team		P035	Martin Witte	C	9	3495	9	
England South East Region		P063	Mick Dossena	C	10	4525	5	
Netherlands Groningen		P015	Roelof Habing	C	11	515	20	
Hungaria Fejer-Pentele		P097	János Körmendi	C	12	475	21	
Belgium Antwerpen Limburg		P088	Wouters Kris	C	13	1525	16	
Germany Team 2		P043	Sascha Krüger	C	14	1640	14	



Team			Participant	Day 2 Sector No.		Weight	Score	Ranking
Netherlands Twente		P009	Patrick Achterhoek	C	15	3040	10	
Netherlands Friesland		P023	Arjan Klontje	C	16	0	25	
Belgium National Team		P080	Vanderlinden Wesley	C	17	4900	4	
England National Team		P060	Mark Blackburn	C	18	455	22	
England South West Region		P074	Stu Burdekin	C	19	2315	13	
Germany Team 3		P046	Volker Schulze (Capt)	C	20	545	19	
Ireland National Team		P106	Eamonn Bracken (Capt)	C	21	825	18	
Belgium Oost Vlaanderen		P081	Haelterman Marc (Capt)	C	22	395	23	
Hungaria Colmic Police		P103	Gyula Ferentzi	C	23	4215	6	
Netherlands Gelderland		P027	Bas Boersma	C	24	1575	15	
Germany Italy Team Mix		P054	Jan ter Haar	D	1	175	21	
England West Midlands Region		P070	Dave C Smith	D	2	1640	7	
Netherlands Gelderland		P029	Marcel Rutten	D	3	2295	6	
Netherlands Utrecht		P017	Bert van Plateringen	D	4	225	20	
Germany Team 1		P038	Philipp Arnold	D	5	30	22,5	
Belgium Oost Vlaanderen		P085	Brondeel Rohnny	D	6	1090	13	
Italian National Team		P118	Guido Ghisalberty	D	7	265	19	
England National Team		P057	Ian Jones	D	8	1095	12	
Belgium National Team		P076	Daems Gustaaf (Capt)	D	9	270	18	
England South West Region		P072	Martin Barratt	D	10	5660	2	
Netherlands National Team		P002	Chris v Trierum	D	11	1000	14	
Hungarian National Team		P094	Károly Tímár	D	12	1240	10	
Hungaria Colmic Police		P101	Tamás Pregun (Capt)	D	13	1340	8,5	
Ireland National Team		P107	Donncha Maguire	D	14	6080	1	
Netherlands Groningen		P014	Jan Steenhuis	D	15	660	15	
England South East Region		P061	Fred Jackson (Capt)	D	16	10	24	
Hungaria Fejer-Pentele		P099	Krisztián Szakács	D	17	30	22,5	
Germany Team 2		P045	Stefan Helmstedt	D	18	1340	8,5	
Netherlands Friesland		P021	Willem Draaijer (Capt)	D	19	600	16,5	
Germany National Team		P032	Andreas Dobritz	D	20	2420	4	
Germany Team 3		P049	Ralf Rosarius	D	21	4260	3	



Team			Participant	Day 2 Sector No.		Weight	Score	Ranking
Belgium Antwerpen Limburg		P086	Leduc Mathieu (capt)	D	22	600	16,5	
Ireland Belgium Mix Team		P111	Peter O Connor (Capt)	D	23	2400	5	
Netherlands Twente		P006	Jan Galgenbeld (Capt)	D	24	1120	11	
Germany Team 1		P039	Andre Herzhauser	E	1	4145	7	
Ireland Belgium Mix Team		P115	Hugo Vercammen (121)	E	2	160	23	
Italian National Team		P120	Vito Benvenuti	E	3	1145	15	
Netherlands Utrecht		P016	Karel van Engelenhoven (Capt)	E	4	650	19	
England South West Region		P071	Mic Hurst (Capt)	E	5	1005	17	
Hungarian National Team		P095	Kálmán dr. Furkó	E	6	2660	8	
England National Team		P056	Graeme Aggar (Capt)	E	7	9280	1	
Netherlands Gelderland		P030	Joost Wareman	E	8	280	21	
Germany Team 3		P050	Bodo Gerke	E	9	1655	10	
Belgium Antwerpen Limburg		P087	Jacobs Patrick	E	10	1365	11	
Hungaria Colmic Police		P102	Imre Kóródi	E	11	955	18	
Germany Italy Team Mix		P055	Fare' Paolo	E	12	20	24	
Belgium National Team		P079	Wouters Ludo	E	13	410	20	
Ireland National Team		P108	Ernie Henderson	E	14	1320	13	
Germany National Team		P034	Franz Tischler	E	15	5870	3	
Netherlands National Team		P004	Hans Snels	E	16	4825	5	
Netherlands Twente		P008	Harrie Achterhoek	E	17	2575	9	
England South East Region		P062	Kenn Atkins	E	18	1305	14	
Netherlands Friesland		P025	Rene Warners	E	19	235	22	
Germany Team 2		P041	Jan-Karsten Hiller (Capt)	E	20	1115	16	
England West Midlands Region		P067	Andy Cleaver	E	21	1335	12	
Belgium Oost Vlaanderen		P082	Labie Andy	E	22	4660	6	
Hungaria Fejer-Pentele		P098	Tibor Nagy	E	23	5390	4	
Netherlands Groningen		P012	Henk van der Linde	E	24	7680	2	

