






























































































Team			Participant	Day 1			Weight	Score	Ranking
				Sector	No.				
Netherlands Gelderland		P028	Erik Derksen / Henk van Weert	C	5		23720	1	1
England National Team		P057	Ian Jones	D	2		19605	1	2
Germany Team 2		P045	Stefan Helmstedt	B	16		13140	1	3
Belgium National Team		P080	Vanderlinden Wesley	A	6		12045	1	4
England National Team		P059	Dave Stockton	E	4		11865	1	5
England South West Region		P074	Stu Burdekin	C	13		21835	2	6
Netherlands Twente		P006	Jan Galgenbeld (Capt)	D	1		15800	2	7
England South West Region		P072	Martin Barratt	B	20		12940	2	8
England South West Region		P075	Bill Hanson	E	12		11095	2	9
Germany Team 1		P037	Michael Kreutz	A	9		10740	2	10
Netherlands Twente		P009	Patrick Achterhoek	C	7		15905	3	11
Belgium Oost Vlaanderen		P082	Labie Andy	B	18		12685	3	12
Ireland National Team		P107	Donncha Maguire	D	11		11370	3	13
Netherlands Groningen		P013	Gerrit Meulenbelt	E	5		10590	3	14
Germany Team 2		P043	Sascha Krüger	A	24		10400	3	15
Belgium Oost Vlaanderen		P081	Haelterman Marc (Capt)	C	16		15460	4	16
Ireland Belgium Mix Team		P111	Peter O Connor (Capt)	E	7		10495	4	17
Netherlands Groningen		P011	Nanno Kamst (Capt)	D	17		10320	4	18
England West Midlands Region		P067	Andy Cleaver	B	22		9970	4	19
Netherlands Gelderland		P026	Willy Hagen (Capt)	A	4		9570	4	20
Ireland National Team		P109	Niall McKitterick	C	15		15420	5	21
Ireland National Team		P110	Barry Roche	E	1		10295	5	22
Ireland Belgium Mix Team		P113	Eric Fagan	B	1		9580	5	23
Hungarian National Team		P095	Kálmán dr. Furkó	D	24		9400	5	24
Belgium Oost Vlaanderen		P083	Decoster Ingace	A	12		8840	5	25
England National Team		P056	Graeme Aggar (Capt)	C	20		14115	6	26
Germany National Team		P034	Franz Tischler	E	16		10285	6	27
Germany Team 3		P046	Volker Schulze (Capt)	B	21		9420	6	28
England West Midlands Region		P069	Bill Rutherford	D	4		8355	6	29
Italian National Team		P118	Guido Ghisalberti	A	21		7130	6	30
England West Midlands Region		P066	Dick Tranter (Capt)	C	9		12475	7	31






























Team			Participant	Day 1 Sector   No.			Weight	Score	Ranking
England South East Region		P063	Mick Dossena	E	6		9430	7	32
Belgium Antwerpen Limburg		P089	Wouters Eddy	B	2		9350	7	33
England South West Region		P073	Wayne Elliott	D	9		7090	7	34
Netherlands National Team		P004	Hans Snels	A	1		6460	7	35
Germany National Team		P031	Ludwig Fröschl (Capt)	C	12		11740	8	36
Germany Team 1		P036	Andreas Kreuzt (Capt)	E	11		9040	8	37
Ireland National Team		P108	Ernie Henderson	B	3		8260	8	38
Belgium National Team		P077	Vanfleteren Danny	D	23		6855	8	39
Germany Team 3		P048	Achim Sommer	A	8		6090	8	40
Belgium National Team		P076	Daems Gustaaf (Capt)	C	4		11410	9	41
Italian National Team		P116	Fantini Ezio (capt) (154)	E	18		8105	9	42
Netherlands Gelderland		P029	Marcel Rutten	B	5		7640	9	43
Belgium Oost Vlaanderen		P084	Wierinck Antoine	D	10		6235	9	44
Netherlands Friesland		P023	Arjan Klontje	A	22		5570	9	45
Hungaria Colmic Police		P102	Imre Kóródi	C	11		11260	10	46
Belgium Antwerpen Limburg		P088	Wouters Kris	E	17		7700	10	47
Hungaria Colmic Police		P103	Gyula Ferentzi	B	7		7430	10	48
Ireland Belgium Mix Team		P115	Hugo Vercammen (121)	D	3		6060	10	49
England National Team		P060	Mark Blackburn	A	7		5250	10	50
Ireland Belgium Mix Team		P112	Joe Kiernan	C	24		9695	11	51
Belgium Oost Vlaanderen		P085	Brondeel Rohnny	E	13		7560	11	52
Hungarian National Team		P092	Béla Horváth	B	10		7180	11	53
Germany Italy Team Mix		P052	Christian Spangenberg	D	6		5750	11	54
Belgium Antwerpen Limburg		P087	Jacobs Patrick	A	10		5215	11	55
Netherlands Groningen		P014	Jan Steenhuis	C	23		9400	12	56
Hungarian National Team		P094	Károly Tímár	E	9		7130	12	57
Netherlands Friesland		P025	Rene Warners	B	14		6875	12	58
Hungaria Colmic Police		P105	Endre Tóth-Kovács	D	13		5740	12	59
Germany National Team		P035	Martin Witte	A	13		4735	12	60
Netherlands Utrecht		P017	Bert van Plateringen	C	17		9360	13	61
Germany Team 3		P047	Andreas Arendt	E	2		7035	13	62



Team			Participant	Day 1 Sector   No.			Weight	Score	Ranking
Germany Team 1		P039	Andre Herzhauser	D	15		5710	13	63
Netherlands Utrecht		P018	Daan de Groot	A	2		4675	13	64
Netherlands Groningen		P015	Roelof Habing	B	13		4420	13	65
Hungarian National Team		P093	Rajmund Donkó	C	14		8665	14	66
Belgium National Team		P078	Gilissen Jean Pierre	E	3		6575	14	67
Hungaria Fejer-Pentele		P097	János Körmendi	D	5		5230	14	68
Belgium National Team		P079	Wouters Ludo	B	12		4105	14	69
Hungarian National Team		P091	Sandor Lakatos (Capt)	A	20		3235	14	70
Netherlands National Team		P002	Chris v Trierum	C	21		6395	15	71
Netherlands Gelderland		P027	Bas Boersma	E	24		6020	15	72
Germany Team 2		P042	Uwe Lohrengel	D	19		5050	15	73
Hungaria Fejer-Pentele		P099	Krisztián Szakács	B	24		3905	15	74
Germany Italy Team Mix		P051	Harald Seifert (Capt)	A	18		3220	15	75
Netherlands Twente		P010	Henk Kuipers	E	21		5640	16	76
Germany Team 3		P049	Ralf Rosarius	C	6		5595	16	77
England South East Region		P065	Dave Ringwood	D	7		4825	16	78
Germany Italy Team Mix		P053	Fritz Emonts	B	6		3815	16	79
Hungaria Fejer-Pentele		P100	Roland Kovács	A	3		2840	16	80
Hungaria Fejer-Pentele		P096	László Tomkovics (Capt)	E	23		4640	17	81
Belgium Antwerpen Limburg		P086	Leduc Mathieu (capt)	D	22		4585	17	82
Germany Team 1		P038	Philipp Arnold	C	2		4540	17	83
Germany National Team		P032	Andreas Dobritz	B	11		3640	17	84
Netherlands Groningen		P012	Henk van der Linde	A	15		2715	17	85
Germany Team 2		P041	Jan-Karsten Hiller (Capt)	C	3		4485	18	86
Netherlands Friesland		P024	Frans Bolier	E	8		4060	18	87
Italian National Team		P120	Vito Benvenuti	D	21		3865	18	88
Italian National Team		P119	Rossano Beccati	B	23		3515	18	89
Netherlands Twente		P008	Harrie Achterhoek	A	23		1460	18	90
Netherlands Friesland		P022	Taco Swan	C	1		4440	19	91
Germany National Team		P033	Michael Schuster	D	8		3540	19	92
Netherlands Utrecht		P019	Rob van de Brink	E	20		3240	19	93



Team			Participant	Day 1 Sector   No.			Weight	Score	Ranking
Netherlands Utrecht		P016	Karel van Engelenhoven (Capt)	B	19		2970	19	94
Hungaria Colmic Police		P101	Tamás Pregun (Capt)	A	11		1330	19	95
Germany Italy Team Mix		P054	Jan ter Haar	C	8		4180	20	96
Germany Italy Team Mix		P055	Fare' Paolo	E	10		2940	20	97
England National Team		P058	John Eldred	B	8		2775	20	98
Netherlands Gelderland		P030	Joost Wareman	D	20		2605	20	99
Ireland National Team		P106	Eamonn Bracken (Capt)	A	16		1120	20	100
Hungaria Fejer-Pentele		P098	Tibor Nagy	C	22		4055	21	101
Germany Team 2		P044	Philipp Heitmüller	E	14		2925	21	102
Netherlands Twente		P007	Piet Battjes	B	9		2770	21	103
Netherlands Utrecht		P020	Willem Wegerif	D	16		2060	21	104
England South East Region		P064	Ivan Allison	A	14		785	21	105
England South East Region		P062	Kenn Atkins	C	19		3925	22	106
Hungaria Colmic Police		P104	Ferenc Karádi	E	19		2920	22	107
Germany Team 1		P040	Günther Kloske	B	4		2135	22	108
Netherlands Friesland		P021	Willem Draaijer (Capt)	D	18		1720	22	109
England West Midlands Region		P068	Phil Croxford	A	5		740	22	110
Italian National Team		P117	Claudio Bucci	C	18		3910	23	111
England West Midlands Region		P070	Dave C Smith	E	15		2835	23	112
Netherlands National Team		P001	Roy Witte (Capt)	B	15		1540	23	113
Germany Team 3		P050	Bodo Gerke	D	12		905	23	114
Ireland Belgium Mix Team		P114	Brian O Raw	A	19		660	23	115
Belgium Antwerpen Limburg		P090	Geudens Eddy	C	10		1845	24	116
England South East Region		P061	Fred Jackson (Capt)	B	17		540	24	117
Netherlands National Team		P003	Arie van Bree	E	22		535	24	118
Netherlands National Team		P005	Richard Smit	D	14		470	24	119
England South West Region		P071	Mic Hurst (Capt)	A	17		160	24	120

