






























































































Team			Participant	Day 1			Weight	Score	Ranking
				Sector	No.				
Netherlands National Team		P004	Hans Snels	A	1		6460	7	
Netherlands Utrecht		P018	Daan de Groot	A	2		4675	13	
Hungaria Fejer-Pentele		P100	Roland Kovács	A	3		2840	16	
Netherlands Gelderland		P026	Willy Hagen (Capt)	A	4		9570	4	
England West Midlands Region		P068	Phil Croxford	A	5		740	22	
Belgium National Team		P080	Vanderlinden Wesley	A	6		12045	1	
England National Team		P060	Mark Blackburn	A	7		5250	10	
Germany Team 3		P048	Achim Sommer	A	8		6090	8	
Germany Team 1		P037	Michael Kreutz	A	9		10740	2	
Belgium Antwerpen Limburg		P087	Jacobs Patrick	A	10		5215	11	
Hungaria Colmic Police		P101	Tamás Pregun (Capt)	A	11		1330	19	
Belgium Oost Vlaanderen		P083	Decoster Ingace	A	12		8840	5	
Germany National Team		P035	Martin Witte	A	13		4735	12	
England South East Region		P064	Ivan Allison	A	14		785	21	
Netherlands Groningen		P012	Henk van der Linde	A	15		2715	17	
Ireland National Team		P106	Eamonn Bracken (Capt)	A	16		1120	20	
England South West Region		P071	Mic Hurst (Capt)	A	17		160	24	
Germany Italy Team Mix		P051	Harald Seifert (Capt)	A	18		3220	15	
Ireland Belgium Mix Team		P114	Brian O Raw	A	19		660	23	
Hungarian National Team		P091	Sandor Lakatos (Capt)	A	20		3235	14	
Italian National Team		P118	Guido Ghisalbetti	A	21		7130	6	
Netherlands Friesland		P023	Arjan Klontje	A	22		5570	9	
Netherlands Twente		P008	Harrie Achterhoek	A	23		1460	18	
Germany Team 2		P043	Sascha Krüger	A	24		10400	3	
Ireland Belgium Mix Team		P113	Eric Fagan	B	1		9580	5	
Belgium Antwerpen Limburg		P089	Wouters Eddy	B	2		9350	7	
Ireland National Team		P108	Ernie Henderson	B	3		8260	8	
Germany Team 1		P040	Günther Kloske	B	4		2135	22	
Netherlands Gelderland		P029	Marcel Rutten	B	5		7640	9	
Germany Italy Team Mix		P053	Fritz Emonts	B	6		3815	16	
Hungaria Colmic Police		P103	Gyula Ferentzi	B	7		7430	10	













Team			Participant	Day 1 Sector No.			Weight	Score	Ranking
England National Team		P058	John Eldred	B	8		2775	20	
Netherlands Twente		P007	Piet Battjes	B	9		2770	21	
Hungarian National Team		P092	Béla Horváth	B	10		7180	11	
Germany National Team		P032	Andreas Dobritz	B	11		3640	17	
Belgium National Team		P079	Wouters Ludo	B	12		4105	14	
Netherlands Groningen		P015	Roelof Habing	B	13		4420	13	
Netherlands Friesland		P025	Rene Warners	B	14		6875	12	
Netherlands National Team		P001	Roy Witte (Capt)	B	15		1540	23	
Germany Team 2		P045	Stefan Helmstedt	B	16		13140	1	
England South East Region		P061	Fred Jackson (Capt)	B	17		540	24	
Belgium Oost Vlaanderen		P082	Labie Andy	B	18		12685	3	
Netherlands Utrecht		P016	Karel van Engelenhoven (Capt)	B	19		2970	19	
England South West Region		P072	Martin Barratt	B	20		12940	2	
Germany Team 3		P046	Volker Schulze (Capt)	B	21		9420	6	
England West Midlands Region		P067	Andy Cleaver	B	22		9970	4	
Italian National Team		P119	Rossano Beccati	B	23		3515	18	
Hungaria Fejer-Pentele		P099	Krisztián Szakács	B	24		3905	15	
Netherlands Friesland		P022	Taco Swan	C	1		4440	19	
Germany Team 1		P038	Philipp Arnold	C	2		4540	17	
Germany Team 2		P041	Jan-Karsten Hiller (Capt)	C	3		4485	18	
Belgium National Team		P076	Daems Gustaaf (Capt)	C	4		11410	9	
Netherlands Gelderland		P028	Erik Derksen / Henk van Weert	C	5		23720	1	
Germany Team 3		P049	Ralf Rosarius	C	6		5595	16	
Netherlands Twente		P009	Patrick Achterhoek	C	7		15905	3	
Germany Italy Team Mix		P054	Jan ter Haar	C	8		4180	20	
England West Midlands Region		P066	Dick Tranter (Capt)	C	9		12475	7	
Belgium Antwerpen Limburg		P090	Geudens Eddy	C	10		1845	24	
Hungaria Colmic Police		P102	Imre Kóródi	C	11		11260	10	
Germany National Team		P031	Ludwig Fröschl (Capt)	C	12		11740	8	
England South West Region		P074	Stu Burdekin	C	13		21835	2	
Hungarian National Team		P093	Rajmund Donkó	C	14		8665	14	



Team			Participant	Day 1			Weight	Score	Ranking
				Sector	No.				
Ireland National Team		P109	Niall McKittrick	C	15		15420	5	
Belgium Oost Vlaanderen		P081	Haelterman Marc (Capt)	C	16		15460	4	
Netherlands Utrecht		P017	Bert van Plateringen	C	17		9360	13	
Italian National Team		P117	Claudio Bucci	C	18		3910	23	
England South East Region		P062	Kenn Atkins	C	19		3925	22	
England National Team		P056	Graeme Aggar (Capt)	C	20		14115	6	
Netherlands National Team		P002	Chris v Trierum	C	21		6395	15	
Hungaria Fejer-Pentele		P098	Tibor Nagy	C	22		4055	21	
Netherlands Groningen		P014	Jan Steenhuis	C	23		9400	12	
Ireland Belgium Mix Team		P112	Joe Kiernan	C	24		9695	11	
Netherlands Twente		P006	Jan Galgenbeld (Capt)	D	1		15800	2	
England National Team		P057	Ian Jones	D	2		19605	1	
Ireland Belgium Mix Team		P115	Hugo Vercaemmen (121)	D	3		6060	10	
England West Midlands Region		P069	Bill Rutherford	D	4		8355	6	
Hungaria Fejer-Pentele		P097	János Körmendi	D	5		5230	14	
Germany Italy Team Mix		P052	Christian Spangenberg	D	6		5750	11	
England South East Region		P065	Dave Ringwood	D	7		4825	16	
Germany National Team		P033	Michael Schuster	D	8		3540	19	
England South West Region		P073	Wayne Elliott	D	9		7090	7	
Belgium Oost Vlaanderen		P084	Wierinck Antoine	D	10		6235	9	
Ireland National Team		P107	Donncha Maguire	D	11		11370	3	
Germany Team 3		P050	Bodo Gerke	D	12		905	23	
Hungaria Colmic Police		P105	Endre Tóth-Kovács	D	13		5740	12	
Netherlands National Team		P005	Richard Smit	D	14		470	24	
Germany Team 1		P039	Andre Herzhauser	D	15		5710	13	
Netherlands Utrecht		P020	Willem Wegerif	D	16		2060	21	
Netherlands Groningen		P011	Nanno Kamst (Capt)	D	17		10320	4	
Netherlands Friesland		P021	Willem Draaijer (Capt)	D	18		1720	22	
Germany Team 2		P042	Uwe Lohrengel	D	19		5050	15	
Netherlands Gelderland		P030	Joost Wareman	D	20		2605	20	
Italian National Team		P120	Vito Benvenuti	D	21		3865	18	



Team			Participant	Day 1		Weight	Score	Ranking
				Sector	No.			
Belgium Antwerpen Limburg		P086	Leduc Mathieu (capt)	D	22	4585	17	
Belgium National Team		P077	Vanfleteren Danny	D	23	6855	8	
Hungarian National Team		P095	Kálmán dr. Furkó	D	24	9400	5	
Ireland National Team		P110	Barry Roche	E	1	10295	5	
Germany Team 3		P047	Andreas Arendt	E	2	7035	13	
Belgium National Team		P078	Gilissen Jean Pierre	E	3	6575	14	
England National Team		P059	Dave Stockton	E	4	11865	1	
Netherlands Groningen		P013	Gerrit Meulenbelt	E	5	10590	3	
England South East Region		P063	Mick Dossena	E	6	9430	7	
Ireland Belgium Mix Team		P111	Peter O Connor (Capt)	E	7	10495	4	
Netherlands Friesland		P024	Frans Bolier	E	8	4060	18	
Hungarian National Team		P094	Károly Tímár	E	9	7130	12	
Germany Italy Team Mix		P055	Fare' Paolo	E	10	2940	20	
Germany Team 1		P036	Andreas Kreutz (Capt)	E	11	9040	8	
England South West Region		P075	Bill Hanson	E	12	11095	2	
Belgium Oost Vlaanderen		P085	Brondeel Rohnny	E	13	7560	11	
Germany Team 2		P044	Philipp Heitmüller	E	14	2925	21	
England West Midlands Region		P070	Dave C Smith	E	15	2835	23	
Germany National Team		P034	Franz Tischler	E	16	10285	6	
Belgium Antwerpen Limburg		P088	Wouters Kris	E	17	7700	10	
Italian National Team		P116	Fantini Ezio (capt) (154)	E	18	8105	9	
Hungaria Colmic Police		P104	Ferenc Karádi	E	19	2920	22	
Netherlands Utrecht		P019	Rob van de Brink	E	20	3240	19	
Netherlands Twente		P010	Henk Kuipers	E	21	5640	16	
Netherlands National Team		P003	Arie van Bree	E	22	535	24	
Hungaria Fejer-Pentele		P096	László Tomkovics (Capt)	E	23	4640	17	
Netherlands Gelderland		P027	Bas Boersma	E	24	6020	15	

